

**OneSource Softgels Pte Ltd**  
**Special Purpose Balance Sheet as at 31 March 2026**

(All amounts are in USD, unless otherwise stated)

Particulars	Note No.	As at	
		31-Mar-2026	31-Mar-2025
<b>Assets</b>			
<b>Non-current assets</b>			
Other intangible assets	4	32,28,541	36,32,247
Intangible assets under development	5	2,76,680	-
<b>Current assets</b>			
Inventories	6	-	50,411
Financial assets			
Trade receivables	7	17,42,961	1,27,99,572
Cash and cash equivalents	8	3,86,246	31,340
Other current assets	9	125	3,62,786
<b>Total current assets</b>		<b>56,34,553</b>	<b>1,68,76,356</b>
<b>Total assets</b>		<b>56,34,553</b>	<b>1,68,76,356</b>
<b>EQUITY AND LIABILITIES</b>			
<b>Equity</b>			
Equity share capital	10	100	100
Other equity	11	53,21,746	43,47,553
<b>Total equity</b>		<b>53,21,846</b>	<b>43,47,653</b>
<b>Liabilities</b>			
<b>Non-current liabilities</b>			
Deferred tax liabilities (net)	12	1,40,024	72,378
<b>Current liabilities</b>			
Financial liabilities			
Trade payables	13	-	-
Total outstanding dues of micro enterprises and small enterprises		-	-
Total outstanding dues of creditors other than micro enterprises and small enterprises		40,764	1,16,55,320
Provision for tax	14	1,17,098	7,92,897
Other current liabilities	15	5,138	4,457
Provision	16	9,683	3,651
<b>Total current liabilities</b>		<b>1,72,683</b>	<b>1,24,56,325</b>
<b>Total equity and liabilities</b>		<b>56,34,553</b>	<b>1,68,76,356</b>

The accompanying material accounting policies and notes form an integral part of the special purpose financial statements

Over report of even date

**For S G M & Associates LLP**  
Chartered Accountants  
LLP Registration No. S200058

**Hemanth M Kumar**  
Partner  
Membership No.: 216251



Bengaluru, 08 May 2026

For and on behalf of Board of Directors of  
**OneSource Softgel Pte Ltd**

**Chirag Dalal**  
Director  
DIN: 01200653

Bengaluru, 08 May 2026



**OneSource Softgels Pte Ltd**

Special Purpose Statement of Profit and Loss for the year ended 31 March 2026

*(All amounts are in USD, unless otherwise stated)*

Particulars	Note No.	Year ended	
		31-Mar-2026	31-Mar-2025
<b>Income</b>			
Revenue from operations	17	16,94,098	5,16,52,027
<b>Total income</b>		<b>16,94,098</b>	<b>5,16,52,027</b>
<b>Expenses</b>			
Purchase of stock-in-trade		-	4,54,62,070
Employee benefits expense	18	57,210	58,675
Finance cost	19	14,936	23,396
Depreciation and amortisation expense	20	4,03,706	3,74,846
Other expenses	21	44,520	5,02,164
<b>Total expenses</b>		<b>5,20,372</b>	<b>4,64,21,151</b>
<b>Profit before tax</b>		<b>11,73,726</b>	<b>52,30,876</b>
<b>Tax expense / (credit)</b>	22		
Current tax expense / (credit)		1,31,887	7,92,897
Deferred tax cost/ (Credit)		67,646	72,378
<b>Total tax expenses</b>		<b>1,99,533</b>	<b>8,65,275</b>
<b>Profit / (loss) for the year</b>		<b>9,74,193</b>	<b>43,65,601</b>
<b>Other comprehensive income</b>			
Item that will not be reclassified subsequently to profit or loss			
Exchange gain / (loss) on translation of financial statements		-	-
Fair value gain on investments through other comprehensive income		-	-
<b>Total other comprehensive income, net of tax</b>			
<b>Total comprehensive income / (loss) for the year</b>		<b>9,74,193</b>	<b>43,65,601</b>
<b>Earnings / (loss) per equity share</b>	23		
Basic (\$)		9,74,193	43,65,601
Diluted (\$)		9,74,193	43,65,601

The accompanying material accounting policies and notes form an integral part of the special purpose financial statements

Over report of even date

**For S G M & Associates LLP**

Chartered Accountants

LLP Registration No. S200058

**Hemanth M Kumar**

Partner

Membership No.: 216251

Bengaluru, 08 May 2026


For and on behalf of Board of Directors of

**OneSource Softgel Pte Ltd****Chirag Dalal**

Director

DIN: 01200653

Bengaluru, 08 May 2026




**OneSource Softgels Pte Ltd**

Special Purpose Statement of Changes in Equity for the year ended 31 March 2026

*(All amounts are in USD, unless otherwise stated)***Equity shares**

Particulars	As at	
	31-Mar-2026	31-Mar-2025
Opening balance	100	100
Changes in equity share capital during the year	-	-
Closing balance	100	100

**Other equity**

Particulars	Reserve and surplus	Total
	Retained earnings	
Balance as at 01-Apr-2024	(18,048)	(18,048)
Profit for the year	43,65,601	43,65,601
Balance as at 31-Mar-2025	43,47,553	43,47,553
Profit for the year	9,74,193	9,74,193
Balance as at 31-Mar-2026	53,21,746	53,21,746

The accompanying material accounting policies and notes form an integral part of the special purpose financial statements

Over report of even date

**For S G M & Associates LLP**

Chartered Accountants

LLP Registration No. S200058

**Hemanth M Kumar**

Partner

Membership No.: 216251



For and on behalf of Board of Directors of

**OneSource Softgel Pte Ltd****Chirag Dalal**

Director

DIN: 01200653



Bengaluru, 08 May 2026

Bengaluru, 08 May 2026

**OneSource Softgels Pte Ltd**

Special Purpose Statement of Cashflow for the year ended 31 March 2026

(All amounts are in USD, unless otherwise stated)

Particulars	Year ended	
	31-Mar-2026	31-Mar-2025
<b>A Cash flow from operating activities</b>		
Profit before tax	11,73,726	52,30,876
Adjustments for:		
Interest expense	13,962	-
Depreciation and amortisation expense	4,03,706	3,74,846
<b>Operating profit before working capital changes</b>	<b>15,91,394</b>	<b>56,05,722</b>
<b>Changes in working capital:</b>		
Adjustments for (increase) / decrease in operating assets:		
Inventories	50,411	28,78,592
Trade receivables	1,10,56,611	(63,05,544)
Other assets (current and non-current / (financial and non-financial))	3,62,661	(3,62,786)
Adjustments for increase / (decrease) in operating liabilities:		
Trade payables	(1,16,14,556)	25,89,868
Other liabilities (financial and non-financial)	6,713	7,322
<b>Cash generated from operation</b>	<b>14,53,234</b>	<b>44,13,174</b>
Income taxes paid (net of refund)	(8,07,686)	-
<b>Net cash generated from operating activities</b>	<b>6,45,548</b>	<b>44,13,174</b>
<b>B Cash flow from investing activities</b>		
Capital expenditure for intangible assets and intangible asset under development	(2,76,680)	(43,82,934)
<b>Net cash used in investing activities</b>	<b>(2,76,680)</b>	<b>(43,82,934)</b>
<b>C Cash flow from financing activities</b>		
Proceeds from loan from related party	4,24,435	-
Repayment of loan from related party	(4,24,435)	-
Interest paid	(13,962)	-
<b>Net cash used in financing activities</b>	<b>(13,962)</b>	<b>-</b>
<b>Net increase / (decrease) in cash and cash equivalents (A+B+C)</b>	<b>3,54,906</b>	<b>30,240</b>
Cash and cash equivalents at the beginning of the year	31,340	1,100
<b>Cash and cash equivalents at the end of the year</b>	<b>3,86,246</b>	<b>31,340</b>
<b>Components of cash and cash equivalents</b>		
Cash on hand	-	-
Balance with banks in		
Current accounts	3,86,246	31,340
<b>Cash and cash equivalents at the end of the year</b>	<b>3,86,246</b>	<b>31,340</b>


The accompanying material accounting policies and notes form an integral part of the special purpose financial statements

Over report of even date

**For S G M & Associates LLP**

Chartered Accountants

LLP Registration No. 5200058

*Hemanth M Kumar*  


**Hemanth M Kumar**

Partner

Membership No.: 216251

Bengaluru, 08 May 2026

For and on behalf of Board of Directors of

**OneSource Softgel Pte Ltd**

*Chirag Dalal*

**Chirag Dalal**

Director

DIN: 01200653

Bengaluru, 08 May 2026



## OneSource Softgels Pte Ltd

Notes forming part of financial statements

Note  
No.

### 1 General Information

OneSource Softgels Pte Ltd ("Company") was incorporated in Singapore on 15 September 2023, in accordance with Singapore Companies Act, 1967 ["Act"]. The Company's principle activity is developing, marketing, and distributing pharmaceutical goods, including injectables, for various markets.

### 2 Material accounting policies

#### 2.01 Statement of compliance

These special purpose financial statements ("financial statements") have been prepared in accordance with the accounting policy followed by OneSource Specialty Pharma Limited ("Ultimate Holding Company" or "OneSource"), to the extent applicable to the Company and such financial statements have been prepared for the purpose of consolidation with the Holding Company. Further, these financial statements are not a general purpose financial statements of the Company.

#### 2.02 Revenue recognition

Revenue is measured at the amount of consideration which the Company expects to be entitled to in exchange for transferring distinct goods or services to a customer as specified in the contract, excluding amounts collected on behalf of third parties (for example taxes and duties collected on behalf of the government) and is recorded net of provisions for sales discounts and returns, which are established at the time of sale. Consideration is generally due upon satisfaction of performance obligations and a receivable is recognized when it becomes unconditional. Where the collection of accounts receivable is expected to be after one year from the date of sale, revenues are discounted for the time value of money.

##### Sale of Services

Service income is recognised as per the terms of contracts with the customers when the related services are performed as per the stage of completion or on achievement of agreed milestones and are net of indirect taxes, wherever applicable.

Goods and Service Tax [GST] is not received by the Company on its own account. Rather, it is a tax collected on value added to the goods and services by the Company on behalf of the government. Accordingly, it is excluded from revenue.

##### Sale of goods

Revenue from sale of goods is recognised upon transfer of control to the customer. The point at which control passes depends on the terms set forth in the customer's contract. Generally, the control is transferred upon shipment of the product to the customer or when the product is made available to the customer, provided transfer of title to the customer occurs and the Company has not retained any significant risks of ownership or future obligations with respect to the product sold.

The Company recognises a deferred income (contract liability) if consideration has been received before the company transfers the promised goods or services to the customer. Deferred income mainly relates to remaining performance obligations in (partially) unsatisfied long-term contracts or are related to amounts the Company expects to receive for goods and services that have not yet been transferred to customers under existing, noncancellable or otherwise enforceable contracts.

##### Royalty income

Royalty income is recognised on an accrual basis in accordance with the terms of the relevant agreements and is based on the sale of goods by the licensee/customer. Revenue is recognised when the underlying sales are made by the licensee/customer and it is probable that the economic benefits associated with the transaction will flow to the Company. Royalty income is recognised net of indirect taxes, wherever applicable.

##### Dividend and interest income

Dividend income from investments is recognised when the shareholder's right to receive payment has been established (provided that it is probable that the economic benefits will flow to the Company and the amount of income can be measured reliably).

Interest income from a financial asset is recognised when it is probable that the economic benefits will flow to the Company and the amount of income can be measured reliably. Interest income is accrued on a time basis, by reference to the principal outstanding and at the effective interest rate applicable, which is the rate that exactly discounts estimated future cash receipts through the expected life of the financial asset to that asset's net carrying amount on initial recognition.

#### 2.03 Functional Currency

The financial statements are presented in USD, which is the functional currency of the Company.

#### 2.04 Foreign currencies transactions and translation

At the end of each reporting period, monetary items denominated in foreign currencies are retranslated at the rates prevailing at that date. Non-monetary items carried at fair value that are denominated in foreign currencies are retranslated at the rates prevailing at the date when the fair value was determined. Non-monetary items that are measured in terms of historical cost in a foreign currency are not retranslated.

Exchange differences on monetary items are recognised in statement of profit and loss in the period in which they arise.

#### 2.05 Borrowing costs

Borrowing costs include:

- (i) interest expense calculated using the effective interest rate method,
- (ii) finance charges in respect of finance leases, and
- (iii) exchange differences arising from foreign currency borrowings to the extent that they are regarded as an adjustment to interest costs.

Borrowing costs directly attributable to the acquisition, construction or production of qualifying assets, which are assets that necessarily take a substantial period of time to get ready for their intended use or sale, are added to the cost of those assets, until such time as the assets are substantially ready for their intended use or sale.

Interest income earned on the temporary investment of specific borrowings pending their expenditure on qualifying assets is deducted from the borrowing costs eligible for capitalisation.

All other borrowing costs are recognised in statement of profit and loss in the period in which they are incurred.



## 2.06 Employee benefits

### Short term obligations

Liabilities for wages and salaries, including other benefits that are expected to be settled wholly within 12 months after the end of the period in which the employees render the related services are recognised in respect of employees' services up to the end of the reporting period and are measured at the amounts expected to be paid when the liabilities are settled.

### Retirement benefit costs and termination benefits

Payments to defined contribution retirement benefit plans are recognised as an expense when employees have rendered service entitling them to the contributions.

For defined benefit retirement benefit plans, the cost of providing benefits is determined using the projected unit credit method, with actuarial valuations being carried out at the end of each annual reporting period. Remeasurement, comprising actuarial gains and losses, the effect of the changes to the asset ceiling (if applicable) and the return on plan assets (excluding net interest), is reflected immediately in the balance sheet with a charge or credit recognised in other comprehensive income in the period in which they occur. Remeasurement recognised in other comprehensive income is reflected immediately in retained earnings and is not reclassified to profit or loss. Past service cost is recognised in profit or loss in the period of a plan amendment. Net interest is calculated by applying the discount rate at the beginning of the period to the net defined benefit liability or asset. Defined benefit costs are categorised as follows:

- service cost (including current service cost, past service cost, as well as gains and losses on curtailments and settlements);
- net interest expense or income; and
- remeasurement

The Company presents the first two components of defined benefit costs in profit or loss in the line item 'Employee benefits expense'. Curtailment gains and losses are accounted for as past service costs.

The retirement benefit obligation recognised in the balance sheet represents the actual deficit or surplus in the Company's defined benefit plans. Any surplus resulting from this calculation is limited to the present value of any economic benefits available in the form of refunds from the plans or reductions in future contributions to the plans.

A liability for a termination benefit is recognised at the earlier of when the entity can no longer withdraw the offer of the termination benefit and when the entity recognises any related restructuring costs.

### Defined contribution plan

Contribution to defined contribution plans are recognised as expense when employees have rendered services entitling them to such benefits.

### Compensated absences

Compensated absences which are not expected to occur within twelve months after the end of the period in which the employee renders the related services are recognised at an actuarially determined liability at the present value of the defined benefit obligation at the Balance sheet date. In respect of compensated absences expected to occur within twelve months after the end of the period in which the employee renders the related services, liability for short-term employee benefits is measured at the undiscounted amount of the benefits expected to be paid in exchange for the related service.

### Share based compensations

Equity-settled share-based payments to employees are measured at the fair value of the equity instruments at the grant date. The fair value determined at the grant date of the equity-settled share-based payments is expensed on a straight-line basis over the vesting period, based on the Company's estimate of equity instruments that will eventually vest, with a corresponding increase in equity. At the end of each reporting period, the Company revises its estimate of the number of equity instruments expected to vest. The impact of the revision of the original estimates, if any, is recognised in Statement of profit and loss such that the cumulative expense reflects the revised estimate, with a corresponding adjustment to the equity-settled employee benefits reserve.

## 2.07 Taxation

The income tax expense or credit for the year is the tax payable on the current period's taxable income, based on the applicable income tax rate for each jurisdiction adjusted by the changes in deferred tax assets and liabilities attributable to temporary differences.

### Current tax

The tax currently payable is based on taxable profit for the year. Taxable profit differs from 'profit before tax' as reported in the statement of profit and loss because of items of income or expense that are taxable or deductible in other years and items that are never taxable or deductible. The Company's current tax is calculated using tax rates that have been enacted or substantively enacted by the end of the reporting period.

### Deferred tax

Deferred tax is recognised on temporary differences between the carrying amounts of assets and liabilities in the financial statements and the corresponding tax bases used in the computation of taxable profit. Deferred tax liabilities are generally recognised for all taxable temporary differences. Deferred tax assets are generally recognised for all deductible temporary differences to the extent that it is probable that taxable profits will be available against which those deductible temporary differences can be utilised. Such deferred tax assets and liabilities are not recognised if the temporary difference arises from the initial recognition of assets and liabilities in a transaction that affects neither the taxable profit nor the accounting profit.

The carrying amount of deferred tax assets is reviewed at the end of each reporting period and reduced to the extent that it is no longer probable that sufficient taxable profits will be available to allow all or part of the asset to be recovered.

Deferred tax liabilities and assets are measured at the tax rates that are expected to apply in the period in which the liability is settled or the asset realised, based on tax rates (and tax laws) that have been enacted or substantively enacted by the end of the reporting period.

The measurement of deferred tax liabilities and assets reflects the tax consequences that would follow from the manner in which the Company expects, at the end of the reporting period, to recover or settle the carrying amount of its assets and liabilities.

### Current and deferred tax for the year

Current and deferred tax are recognised in profit or loss, except when they relate to items that are recognised in other comprehensive income or directly in equity, in which case, the current and deferred tax are also recognised in other comprehensive income or directly in equity respectively.



## 2.08 Intangible assets

### Intangible assets acquired separately

Intangible assets with finite useful lives that are acquired separately are carried at cost less accumulated amortisation and accumulated impairment losses. Amortisation is recognised on a straight-line basis over their estimated useful lives. The estimated useful life and amortisation method are reviewed at the end of each reporting period, with the effect of any changes in estimate being accounted for on a prospective basis. Intangible assets with indefinite useful lives that are acquired separately are carried at cost less accumulated impairment losses.

### Internally-generated intangible assets - research and development expenditure

Expenditure on research activities is recognised as an expense in the period in which it is incurred.

An internally-generated intangible asset arising from development (or from the development phase of an internal project) is recognised if, and only if, all of the following have been demonstrated:

- the technical feasibility of completing the intangible asset so that it will be available for use or sale;
- the intention to complete the intangible asset and use or sell it;
- the ability to use or sell the intangible asset;
- how the intangible asset will generate probable future economic benefits;
- the availability of adequate technical, financial and other resources to complete the development and to use or sell the intangible asset; and
- the ability to measure reliably the expenditure attributable to the intangible asset during its development.

The amount initially recognised for internally-generated intangible assets is the sum of the expenditure incurred from the date when the intangible asset first meets the recognition criteria listed above. Where no internally-generated intangible asset can be recognised, development expenditure is recognised in statement of profit or loss in the period in which it is incurred.

Expenses capitalised includes directly attributable cost of preparing intangible asset for its intended use and borrowing costs capitalised in accordance with the Company's accounting policy.

Subsequent to initial recognition, internally-generated intangible assets are reported at cost less accumulated amortisation and accumulated impairment losses, on the same basis as intangible assets that are acquired separately.

### Derecognition of intangible assets

An intangible asset is derecognised on disposal, or when no future economic benefits are expected from use or disposal. Gains or losses arising from derecognition of an intangible asset, measured as the difference between the net disposal proceeds and the carrying amount of the asset, are recognised in statement of profit or loss when the asset is derecognised.

### Useful lives of intangible assets

Intangible assets are amortised over their estimated useful life on straight line method.

Software Licenses : 3 - 5 years

Marketing and manufacturing rights : 10 years

## 2.09 Inventories

Inventories are valued at the lower of cost and the net realisable value after providing for obsolescence and other losses, where considered necessary. Cost includes all charges in bringing the goods to the point of sale, including octroi and other levies, transit insurance and receiving charges. Work-in-progress and finished goods include appropriate proportion of overheads. Cost is determined as follows:

Raw materials, packing materials and consumables	Weighted average basis
Finished Goods and WIP	Weighted average basis

## 2.10 Provisions

Provisions are recognised when the Company has a present obligation (legal or constructive) as a result of a past event, it is probable that the Company will be required to settle the obligation, and a reliable estimate can be made of the amount of the obligation.

The amount recognised as a provision is the best estimate of the consideration required to settle the present obligation at the end of the reporting period, taking into account the risks and uncertainties surrounding the obligation. When a provision is measured using the cash flows estimated to settle the present obligation, its carrying amount is the present value of those cash flows (when the effect of the time value of money is material).

When some or all of the economic benefits required to settle a provision are expected to be recovered from a third party, a receivable is recognised as an asset if it is virtually certain that reimbursement will be received and the amount of the receivable can be measured reliably.

## 2.11 Onerous contracts

Present obligations arising under onerous contracts are recognised and measured as provisions. An onerous contract is considered to exist where the Company has a contract under which the unavoidable costs of meeting the obligations under the contract exceed the economic benefits expected to be received from the contract.

## 2.12 Financial instruments

A financial instrument is any contract that gives rise to a financial asset of one entity and financial liability or equity instrument of another entity.

### Financial assets and Financial liabilities

Financial assets and financial liabilities are recognised when the Company becomes a party to the contractual provisions of the instruments.


### Initial recognition and measurement:

Other financial assets and financial liabilities are initially measured at fair value. Transaction costs that are directly attributable to the acquisition or issue of financial assets and financial liabilities (other than financial assets and financial liabilities at fair value through profit or loss) are added to or deducted from the fair value of the financial assets or financial liabilities, as appropriate, on initial recognition. Transaction costs directly attributable to the acquisition of financial assets or financial liabilities at fair value through profit or loss are recognised immediately in statement of profit and loss.

### Subsequent measurement:

Financial assets at amortised cost: Financial assets are subsequently measured at amortised cost if these financial assets are held within a business whose objective is to hold these assets in order to collect contractual cash flows and contractual terms of financial asset give rise on specified dates to cash flows that are solely payments of principal and interest on the principal amount outstanding.

Financial assets at fair value through profit or loss: Financial assets are measured at fair value through profit or loss unless it measured at amortised cost or fair value through other comprehensive income on initial recognition. The transaction cost directly attributable to the acquisition of financial assets and liabilities at fair value through profit or loss are immediately recognised in the statement of profit and loss.



## 2.12 Financial instruments (continued)

### Derecognition of financial assets and liabilities:

The Company derecognises the financial asset only when the contractual rights to the cashflows from the asset expires or it transfers the financial asset and substantially all the risks and rewards of the ownership of the asset to the other entity. If the Company neither transfers nor retains substantially all risks and rewards of ownership and continues to control the transferred asset, the Company recognizes its retained interest in the asset and associated liability for the amounts it may have to pay. If the Company retains substantially all risks and rewards of the ownership of a transferred financial asset, the Company continues to recognize the financial asset and also recognizes a collateralized borrowing for the proceeds received. Financial liabilities are derecognised when these are extinguished, that is when the obligation is discharged, cancelled or has expired.

### Equity instruments

An equity instrument is a contract that evidences residual interest in the assets of the Company after deducting all of its liabilities. Equity instruments recognised by the Company are recognised at the proceeds received net off direct issue cost.

## 2.13 Impairment of assets

### Impairment of non-financial assets

At the end of each reporting period, the Company reviews the carrying amounts of its tangible and intangible assets to determine whether there is any indication that those assets have suffered an impairment loss. If any such indication exists, the recoverable amount of the asset is estimated in order to determine the extent of the impairment loss (if any). When it is not possible to estimate the recoverable amount of an individual asset, the Company estimates the recoverable amount of the cash-generating unit to which the asset belongs. When a reasonable and consistent basis of allocation can be identified, corporate assets are also allocated to individual cash-generating units, or otherwise they are allocated to the smallest Company of cash-generating units for which a reasonable and consistent allocation basis can be identified.

Intangible assets with indefinite useful lives and intangible assets not yet available for use are tested for impairment at least annually, and whenever there is an indication that the asset may be impaired.

Recoverable amount is the higher of fair value less costs of disposal and value in use. In assessing value in use, the estimated future cash flows are discounted to their present value using a pre-tax discount rate that reflects current market assessments of the time value of money and the risks specific to the asset for which the estimates of future cash flows have not been adjusted.

If the recoverable amount of an asset (or cash-generating unit) is estimated to be less than its carrying amount, the carrying amount of the asset (or cash-generating unit) is reduced to its recoverable amount. An impairment loss is recognised immediately in statement of profit or loss.

When an impairment loss subsequently reverses, the carrying amount of the asset (or a cash-generating unit) is increased to the revised estimate of its recoverable amount, but so that the increased carrying amount does not exceed the carrying amount that would have been determined had no impairment loss been recognised for the asset (or cash-generating unit) in prior years. A reversal of an impairment loss is recognised immediately in statement of profit and loss.

### Impairment of financial assets:

The Company assesses at each date of balance sheet, whether a financial asset or a Company of financial assets is impaired. Ind AS 109 requires expected credit losses to be measured through a loss allowance. The Company recognises lifetime expected losses for all contract assets and / or all trade receivables that do not constitute a financing transaction. For all other financial assets, expected credit losses are measured at an amount equal to the twelve-month expected credit losses or at an amount equal to the life time expected credit losses if the credit risk on the financial asset has increased significantly, since initial recognition.

## 2.14 Goods and Service Tax Input credit

Goods and Service tax input credit is accounted for in the books in the year in which the underlying service received is accounted and when there is no uncertainty in availing / utilising the credits.

## 2.15 Exceptional Items

Exceptional items refer to items of income or expense within the statement of profit and loss from ordinary activities which are non-recurring and are of such size, nature or incidence that their separate disclosure is considered necessary to explain the performance of the Company.

## 2.16 Cash Flow Statement

Cash flows are reported using the indirect method, where by Profit / (Loss) for the year is adjusted for the effects of transactions of a non-cash nature and any deferrals or accruals of past or future cash receipts or payments. The cash flows from regular revenue generating, investing and financing activities of the Company are segregated.

## 3 Critical accounting judgements and key sources of estimation uncertainty

The preparation of financial statements requires the management to make estimates and assumptions that affect the amounts reported for assets and liabilities including the recoverability of tangible and intangible assets, disclosure of contingent liabilities as at the date of the financial statements and the reported amounts of income and expenses during the reported period. Estimates and judgments are continually evaluated by the management.

### 3.01 Key sources of estimation uncertainty

The following are the key assumptions concerning the future, and other key sources of estimation uncertainty at the end of the reporting period that may have a significant risk of causing a material adjustment to the carrying amounts of assets and liabilities within the next financial year.

### 3.02 Recoverability of non-current assets

Annually, the Company reviews the carrying amount of carrying value of the assets of the Cash Generating Unit (CGU) (which included the property, plant and equipment, capital work-in progress, right-of use asset, intangible asset and intangible assets under development) for impairment. The recoverability of non-current assets is based on the estimated future cash flows, using the Company's current business plan. The value in use of the assets were determined using a discounted cash flow methodology based primarily on unobservable inputs, including estimated pre-tax future cash flows attributable to the assets and a pre-tax discount rate reflecting a current market assessment of the time value of money and the risks specific to the assets. The changes in current estimates due to unanticipated events could have significant impact on the financial statements.

### 3.03 Taxes

Deferred tax assets is recognised to the extent that it is probable that taxable profit will be available against which the same can be utilised. Significant management judgement is required to determine the amount of deferred tax assets that can be recognised, based upon the likely timing and the level of future taxable profits together with future tax planning strategies.



**OneSource Softgels Pte Ltd**

Notes forming part of financial statements

(All amounts are in USD, unless otherwise stated)

**Note**

**No.**

**4 Other intangible assets**

Particulars	Registrations and brands	
	31-Mar-2026	31-Mar-2025
<b>Gross block</b>		
Opening balance	40,08,117	40,08,117
Additions during the year	-	-
Deletion during the year	-	-
<b>Closing balance</b>	<b>40,08,117</b>	<b>40,08,117</b>
<b>Accumulated amortisation</b>		
Opening balance	3,75,870	1,024
Amortization for the year	4,03,706	3,74,846
Eliminated on disposal	-	-
<b>Closing balance</b>	<b>7,79,576</b>	<b>3,75,870</b>
<b>Net block</b>	<b>32,28,541</b>	<b>36,32,247</b>

**5 Intangible assets under development**

Particulars	31-Mar-2026	31-Mar-2025
Opening balance	-	-
Additions during the year	2,76,680	-
Capitalised during the year	-	-
<b>Closing balance</b>	<b>2,76,680</b>	<b>-</b>

**6 Inventories**

Particulars	As at	
	31-Mar-2026	31-Mar-2025
Stock-in-trade	-	50,411
<b>Total</b>	<b>-</b>	<b>50,411</b>

**7 Trade receivables**

Particulars	As at	
	31-Mar-2026	31-Mar-2025
Unsecured		
Considered good	17,42,961	1,27,99,572
Credit impaired	-	-
<b>Total</b>	<b>17,42,961</b>	<b>1,27,99,572</b>

**(a) Trade receivables ageing**

Outstanding for following years from due date of payment	As at	
	31-Mar-2026	31-Mar-2025
Not due	50,411	1,20,47,507
Less than six months	14,85,785	5,50,334
Six months to one year	2,06,765	2,01,731
<b>Total</b>	<b>17,42,961</b>	<b>1,27,99,572</b>

Disputed trade receivable as of above reporting years is Nil

**8 Cash and cash equivalents**

Particulars	As at	
	31-Mar-2026	31-Mar-2025
Cash in hand	-	-
Balance with banks in		
Current accounts	3,86,246	31,340
<b>Total</b>	<b>3,86,246</b>	<b>31,340</b>

**9 Other current assets**

Particulars	As at	
	31-Mar-2026	31-Mar-2025
(Unsecured, considered good)		
Advance to suppliers	-	3,62,786
Balance with government authorities	125	-
<b>Total</b>	<b>125</b>	<b>3,62,786</b>



**OneSource Softgels Pte Ltd**

Notes forming part of financial statements

(All amounts are in USD, unless otherwise stated)

**Note**

**No.**

**10 Equity share capital**

Particulars	As at			
	31-Mar-2026		31-Mar-2025	
	No. of shares	USD	No. of shares	USD
<b>Issued, subscribed and fully paid-up</b>				
Ordinary shares	1	100	1	100

**(a) Reconciliation of the number of shares and amount outstanding at the beginning and at the end of the reporting period:**

Particulars	As at			
	31-Mar-2026		31-Mar-2025	
	No. of shares	USD	No. of shares	USD
<b>Ordinary shares</b>				
Shares outstanding at the beginning of the year	1	100	1	100
Add: Shares issued during the year	-	-	-	-
<b>Shares outstanding at the end of the year</b>	<b>1</b>	<b>100</b>	<b>1</b>	<b>100</b>

**(b) Terms/ rights attached to equity shares**

- (i) Ordinary shares: The Company has only one class of equity shares having a par value of USD 100 per share. Each holder of equity share is entitled to one vote per share. Each equity shareholder is entitled to dividend in the Company. The dividend is proposed by the Board of Directors and is subject to the approval of the shareholders in the ensuing Annual General Meeting, except interim dividend. In the event of liquidation of the Company, the holders of equity shares will be entitled to receive remaining assets of the Company, after distribution of all preferential amounts, if any. The distribution will be in proportion to the number of equity shares held by the shareholders.

**(c) Details of shares held by each shareholder holding more than 5% shares**

Particulars	As at			
	31-Mar-2026		31-Mar-2025	
	No. of shares	% of holding	No. of shares	% of holding
<b>Ordinary shares</b>				
Strides Pharma Services Private Limited	1	100.00%	1	100.00%

**(d) Details of shares held by Holding Company and Promoters of the Company**

Particulars	As at			
	31-Mar-2026		31-Mar-2025	
	No. of shares	% of holding	No. of shares	% of holding
<b>Strides Pharma Services Private Limited</b>				
Ordinary shares	1	100.00%	1	100.00%



**OneSource Softgels Pte Ltd**

Notes forming part of financial statements

(All amounts are in USD, unless otherwise stated)

**Note**

**No.**

**11 Other equity**

Particulars	As at	
	31-Mar-2026	31-Mar-2025
<b>A Reserve and surplus</b>		
(a) Retained earnings	53,21,746	43,47,553
<b>Total</b>	<b>53,21,746</b>	<b>43,47,553</b>
(a) Retained earnings		
Opening balance	43,47,553	(18,048)
Add: Profit for the year	9,74,193	43,65,601
<b>Closing balance</b>	<b>53,21,746</b>	<b>43,47,553</b>

(a) Retained earnings are the profits that the company earned till date, less any transfers to general reserve, dividends or other distribution paid to shareholders.

**12 Deferred tax liabilities (net)**

Particulars	As at	
	31-Mar-2026	31-Mar-2025
Deferred tax liabilities	1,40,024	72,378
<b>Total</b>	<b>1,40,024</b>	<b>72,378</b>

Deferred tax liabilities (net)	1-Apr-2025	Recognized in statement of profit and loss	31-Mar-2026
Deferred tax liabilities arising on account of : Intangible assets	72,378	67,646	1,40,024
<b>Total</b>	<b>72,378</b>	<b>67,646</b>	<b>1,40,024</b>

**13 Trade payables**

Particulars	As at	
	31-Mar-2026	31-Mar-2025
Total outstanding dues of micro enterprises and small enterprises; and Total outstanding dues of creditors other than micro enterprises and small enterprises	40,764	1,16,55,320
<b>Total</b>	<b>40,764</b>	<b>1,16,55,320</b>

**A Ageing of trade payables**

Outstanding for following years from due date of payment	As at	
	31-Mar-2026	31-Mar-2025
<b>Others</b>		
Not due	39,085	-
Less than one year	1,679	1,16,55,320
<b>Total</b>	<b>40,764</b>	<b>1,16,55,320</b>

**14 Provision for tax**


Particulars	As at	
	31-Mar-2026	31-Mar-2025
Provision for income tax (net)	1,17,098	7,92,897
<b>Total</b>	<b>1,17,098</b>	<b>7,92,897</b>

**15 Other current liabilities**

Particulars	As at	
	31-Mar-2026	31-Mar-2025
Statutory remittances	5,138	4,457
<b>Total</b>	<b>5,138</b>	<b>4,457</b>

**16 Other current liabilities**

Particulars	As at	
	31-Mar-2026	31-Mar-2025
Employee provisions	9,683	3,651
<b>Total</b>	<b>9,683</b>	<b>3,651</b>



**OneSource Softgels Pte Ltd**

Notes forming part of financial statements

(All amounts are in USD, unless otherwise stated)

**Note**

**No.**

**17 Revenue from operations**

The Company is primarily involved into development and trading in pharmaceutical products. Other operating revenue include profit share from sale of products.

**A Revenue stream**

Particulars	Year ended	
	31-Mar-2026	31-Mar-2025
Revenue from sale of		
Products	-	5,16,52,027
Services	16,92,550	-
Other operating revenues	1,548	-
<b>Total</b>	<b>16,94,098</b>	<b>5,16,52,027</b>

**B Disaggregate revenue information**

The table below presents disaggregated revenues from contracts with customers by nature of products sold. The Company believe that this disaggregation best depicts how the nature, amount, timing and uncertainty of revenues and cash flows are affected by industry, market and other economic factors.

Revenue from contracts with customers	Year ended	
	31-Mar-2026	31-Mar-2025
Europe	-	18,38,767
North America	-	4,66,73,270
Asia	16,92,550	3,30,492
Africa	-	6,33,106
Canada	-	4,35,627
Australia	-	17,40,765
<b>Total</b>	<b>16,92,550</b>	<b>5,16,52,027</b>

Geographical revenue is allocated based on the location of the customers.

**18 Employee benefits expense**

Particulars	Year ended	
	31-Mar-2026	31-Mar-2025
Salaries and wages	49,890	52,395
Contribution to provident fund	7,320	6,197
Staff Welfare	-	83
<b>Total</b>	<b>57,210</b>	<b>58,675</b>

**19 Finance cost**


Particulars	Year ended	
	31-Mar-2026	31-Mar-2025
Bank charges	974	23,396
Interest on loan from related parties	13,962	-
<b>Total</b>	<b>14,936</b>	<b>23,396</b>

**20 Depreciation and amortisation expense**

Particulars	Year ended	
	31-Mar-2026	31-Mar-2025
Amortisation of intangible assets	4,03,706	3,74,846
<b>Total</b>	<b>4,03,706</b>	<b>3,74,846</b>

**21 Other expenses**

Particulars	Year ended	
	31-Mar-2026	31-Mar-2025
Research and development expense	-	2,42,693
Freight and forwarding	-	2,17,330
Legal and professional expenses	17,007	41,475
Membership fees and subscription	-	431
Exchange fluctuation loss (net)	27,357	235
Miscellaneous expenses	156	-
<b>Total</b>	<b>44,520</b>	<b>5,02,164</b>



**OneSource Softgels Pte Ltd**

Notes forming part of financial statements

(All amounts are in USD, unless otherwise stated)

Note

No.

**22 Tax expense / (credit)**

Particulars	Year ended	
	31-Mar-2026	31-Mar-2025
Income tax	1,31,887	7,92,897
Deferred tax	67,646	72,378
<b>Total</b>	<b>1,99,533</b>	<b>8,65,275</b>

**A Reconciliation between the income tax expense and amounts computed by applying the income tax rate to profit before taxes is as follows:**

Particulars	Year ended	
	31-Mar-2026	31-Mar-2025
<b>Profit/(loss) before tax</b>	<b>11,73,726</b>	<b>52,30,876</b>
Amortization of Intangible Assets	4,03,706	3,74,846
Tax Depreciation on Assets and IPs	(8,01,623)	(9,41,623)
<b>Gross taxable income from business</b>	<b>7,75,809</b>	<b>46,64,099</b>
Enacted income tax rate in Singapore	17.00%	17.00%
<b>Computed expected tax expense</b>	<b>1,31,887</b>	<b>7,92,897</b>
Deferred tax liability/(asset)	67,646	72,378
<b>Income tax expense recognised in Statement of profit and loss</b>	<b>1,99,533</b>	<b>8,65,275</b>

**23 Earnings / (loss) per equity share**

Particulars	Year ended	
	31-Mar-2026	31-Mar-2025
(a) Profit after tax attributable to equity shareholders	9,74,193	43,65,601
(b) Weighted average number of shares outstanding for basic earnings per share	1	1
(c) Number of equity shares used to compute diluted earnings per share	-	-
<b>(d) Weighted average number of shares outstanding for diluted earnings per share [b+c]</b>	<b>1</b>	<b>1</b>
(e) Nominal value of shares [USD]	1.00	1.00
(f) Basic earning per share (\$) [a/b]	9,74,193	43,65,601
(g) Diluted earnings per share (\$) [a/d]	9,74,193	43,65,601

**24 Commitments**

Particulars	As at	
	31-Mar-2026	31-Mar-2025
Estimated amount of contracts remaining to be executed on capital account	-	-
Less: Advance paid	-	-
<b>Total</b>	<b>-</b>	<b>-</b>

**25 Contingent liabilities (to the extent not provided for)**

Particulars	As at	
	31-Mar-2026	31-Mar-2025
Claims against the Company not acknowledged as debts	-	-



**OneSource Softgels Pte Ltd**

Notes forming part of financial statements

(All amounts are in USD, unless otherwise stated)

**Note**

**No.**

**26 Related party transactions**

**A List of related parties**

Description of relationship	Names of related parties
Ultimate Holding company [UHC]	Onesource Specialty Pharma Limited, India
Holding company [HC]	Strides Pharma Services Private Limited, India
Fellow subsidiary [FS]	Onesource Specialty Pte Limited
Promotor group companies	Strides Pharma Science Limited, India Strides Pharma Global Pte Limited, Singapore Strides South Africa Pty Limited, South Africa Strides Nordic ApS, Nordic Strides Pharma (Cyprus) Limited, Cyprus Strides Pharma Inc, USA Strides Pharma International AG (formerly Fairmed Healthcare AG, Switzerland)
Key management personnel [KMP]	Naveen Madan (Director) (from 3 July 2025 to 3 November 2025) Trisha A (Director) (appointed on 3 July 2025) Chirag Dalal (Director) (appointed on 20 November 2025) NG Boon Kai (Director) Wong Zi Peng (Director)

**B Transactions with related parties**

Particulars	Year ended	
	31-Mar-2026	31-Mar-2025
<b>Purchase of services</b>		
Strides Pharma Science Limited	-	4,25,83,478
<b>Sale of goods / services</b>		
Strides Nordic Aps	-	3,12,627
Strides South Africa Pty Ltd	-	6,33,105
Strides Pharma Inc	-	3,94,98,025
Strides Pharma (Cyprus) Limited	-	8,59,922
Strides Pharma Global Pte Limited	-	3,30,492
Strides Pharma International AG	-	1,66,382
<b>Royalty Income</b>		
Onesource Specialty Pharma Limited	16,92,550	-
<b>Reimbursement of expenses</b>		
Onesource Specialty Pharma Limited	(50,411)	-
Strides Pharma Global Pte Limited	38,961	-
<b>Interest on loan from related parties</b>		
OneSource Speciality Pte Ltd	13,962	-
<b>Loan taken from related parties</b>		
OneSource Speciality Pte Ltd	4,24,435	-
<b>Loan repaid to related parties</b>		
OneSource Speciality Pte Ltd	4,24,435	-

**C Balances with related parties**

Particulars	As at	
	31-Mar-2026	31-Mar-2025
<b>Trade / Other payables</b>		
Strides Pharma Science Limited	-	1,14,01,176
<b>Advance to suppliers</b>		
Strides Pharma Global Pte. Limited	-	3,62,786
<b>Trade receivables</b>		
Onesource Specialty Pharma Limited	17,42,961	-
Strides Pharma International AG	-	76,185
Strides South Africa Pty Ltd	-	1,93,173
Strides Nordic Aps	-	2,01,731
Strides Pharma Inc	-	91,60,859
Strides Pharma (Cyprus) Limited	-	1,00,299



Note

No. 27 Financial instruments

27.01 Categories of financial instruments

Particulars	Carrying value		Fair value	
	As at		As at	
	31-Mar-2026	31-Mar-2025	31-Mar-2026	31-Mar-2025
<b>Financial assets</b>				
<b>Measured at amortised cost</b>				
Trade receivables	17,42,961	1,27,99,572	17,42,961	1,27,99,572
Cash and bank balances including long-term bank deposits	3,86,246	31,340	3,86,246	31,340
Other financial assets	-	-	-	-
<b>Financial liabilities</b>				
<b>Measured at amortised cost</b>				
Borrowings (including current maturities of long-term borrowings)	-	-	-	-
Trade payables	40,764	1,16,55,320	40,764	1,16,55,320
Other financial liabilities	-	-	-	-

Except as detailed in the above table, the Company considers that the carrying amounts of financial assets and financial liabilities recognised in the financial statements at amortized cost will reasonably approximate their fair values.

27.02 Fair value hierarchy

The fair value hierarchy is based on inputs to valuation techniques that are used to measure fair value that are either observable or unobservable and consist of the following three levels:

Level 1 - Quoted prices (unadjusted) in active markets for identical assets or liabilities.

Level 2 - Inputs other than quoted prices included within Level 1 that are observable for the asset or liability, either directly (i.e. as prices) or indirectly (i.e. derived from prices).

Level 3 - Inputs for the assets or liabilities that are not based on observable market data (unobservable inputs).

27.03 Financial risk management objectives

The Company's activities expose it to a variety of financial risks: market risk, credit risk and liquidity risk. The Company's primary focus is to foresee the unpredictability of financial markets and seek to minimize potential adverse effects on its financial performance. The primary market risk to the Company is foreign exchange risk. The Company uses derivative financial instruments to mitigate foreign exchange related risk exposures. All derivative activities for risk management purposes are carried out by specialist teams that have the appropriate skills, experience and supervision as required. It is the Company's policy that no trading in derivatives for speculative purposes may be undertaken.

27.04 Foreign currency risk management

The Company is exposed to foreign exchange risk due to exposure arising from transactions relating to sales, purchases, expenses, etc., to be settled in currencies other than the functional currency of the respective entities. Exchange rate exposures are managed within approved policy parameters by utilising forward foreign exchange contracts.

27.05 Interest rate risk management

(a) Liabilities

Interest rate risk is the risk that the fair value or future cash flows of a financial instrument will fluctuate because of changes in market interest rates. The Company's exposure to the risk of changes in market interest rates relates primarily to the Company's debt obligations with floating interest rates. Such risks are overseen by the Company's senior management.

**Interest rate risk exposure**

Below is the overall exposure of the Company to interest rate risk

Particulars	As at	
	31-Mar-2026	31-Mar-2025
Borrowings with fixed interest rate (including current maturities of long-term borrowings)	-	-

**Interest rate sensitivity analysis**

The Company does not have any borrowings with floating interest rates as such the exposure to interest rate risk is Nil.

27.06 Financial risk management

(a) Cash and cash equivalents

The credit risk for cash and cash equivalents and derivative financial instruments is considered negligible, since counterparties are reputable banks with high quality external credit ratings.

**Financial assets that are neither past due nor impaired**

Cash and Cash Equivalents, advances recoverable, loans and advances to employees, security deposit and other financial assets are neither past due nor impaired. There is no other class of financial assets that is past due but not impaired, other than those disclosed below.

Particulars	As at	
	31-Mar-2026	31-Mar-2025
Bad debts written-off	-	-



**OneSource Softgels Pte Ltd**

Notes forming part of financial statements

*(All amounts are in USD, unless otherwise stated)***Note****No.****(b) Liquidity analysis for non-derivative liabilities**

The following table details the Company's remaining contractual maturity for its non-derivative financial liabilities with agreed repayment periods. The tables have been drawn up based on the undiscounted cash flows of financial liabilities based on the earliest date on which the Company can be required to pay. The table include both interest and principal cash flows. To the extent that interest flows are floating rate, the undiscounted amount is derived from interest rate curves at the end of the reporting period. The contractual maturity is based on the earliest date on which the Company

<b>Financial liabilities as at</b>	<b>&lt; 1 Year</b>	<b>1-3 years</b>	<b>&gt; 3 Years</b>	<b>Total</b>	<b>Carrying value</b>
<b>Trade and other payable not in net debt</b>					
31-Mar-2026	40,764	-	-	<b>40,764</b>	40,764
31-Mar-2025	1,16,55,320	-	-	<b>1,16,55,320</b>	1,16,55,320

**(d) Capital management**

The Company, with financial support from its ultimate holding company, manages its capital to ensure that the Company will be able to continue as going concerns while maximising the return to stakeholders through the optimisation of the debt and equity balance. The capital structure of the Company consists of net debt offset by cash and bank balances and total equity of the Company. The Company reviews the capital structure of the Company on a quarterly basis to ensure that it is in compliance with the required covenants. The Company is not subject to any externally imposed

**Gearing ratio: The gearing ratio at the end of the reporting period was as follows:**

<b>Particulars</b>	<b>As at</b>	
	<b>31-Mar-2026</b>	<b>31-Mar-2025</b>
Debt (includes long-term borrowings, current maturities of long-term borrowings and short-term borrowings)	-	-
<b>Less</b>		
Cash and bank balances and other bank balance	(3,86,246)	(31,340)
<b>Net debt [A]</b>	<b>(3,86,246)</b>	<b>(31,340)</b>
<b>Total equity [B]</b>	53,21,846	43,47,653
<b>Net debt to equity ratio [A/B]</b>	NA	NA

